









## A-Level Business

Link to specification	<ul style="list-style-type: none"><li>• <a href="https://www.aqa.org.uk/subjects/business">https://www.aqa.org.uk/subjects/business</a></li></ul>
Link to past papers and mark schemes	<ul style="list-style-type: none"><li>• <a href="https://www.aqa.org.uk/subjects/business/as-and-a-level/business-7131-7132/assessment-resources">https://www.aqa.org.uk/subjects/business/as-and-a-level/business-7131-7132/assessment-resources</a></li></ul>
Links to YouTube videos of exemplars	<ul style="list-style-type: none"><li>• <a href="https://www.youtube.com/channel/UCe83jLdZ3PuqVwAHe6B3U2A">https://www.youtube.com/channel/UCe83jLdZ3PuqVwAHe6B3U2A</a></li></ul>
Any additional links	<ul style="list-style-type: none"><li>• <a href="http://www.tutor2u.net">www.tutor2u.net</a></li><li>• <a href="http://www.bized.co.uk">www.bized.co.uk</a></li><li>• <a href="http://www.businesscasestudies.co.uk">www.businesscasestudies.co.uk</a></li><li>• <a href="http://www.bbc.co.uk/news/business">www.bbc.co.uk/news/business</a></li></ul>

### Revision and study in preparation for exams

- Start off with self-assessing your knowledge and confidence with the specification.
- Go through each section of the specification and read over all of your class notes. Research shows that it is good practice to read over your notes and condense these down into smaller notes (maybe using flashcards).
- Use the YouTube videos to help supplement any further revision. There may be a topic that you are unsure of and are currently struggling with.
- Once you are confident with the theory, have a go at attempting a few past paper questions. It is good practice to use the mark scheme to help you prepare your answers.
- Practice as many multiple choice questions as possible. Mark your answers against the mark scheme and for those you got wrong sit down and study the answer again – ask yourself why you got it wrong and have a look at the other alternatives.
- Use Fronter for additional resources (PowerPoint slides etc).

***\*All resources are uploaded onto Fronter, this include the following:***

-  AQA Business Y1 (AS) Calculation Practice Sheets (Vol1)
-  AQA Business Y1 (AS) Course Companion
-  AQA Business Y1 (AS) Lesson Worksheets
-  AQA Business Y1 (AS) Practice Exam Papers Vol1
-  AQA Business Y1 (AS) Topic Case Studies
-  AQA GCE Business Y1 Activity Worksheets
-  AQA GCE Business Y1 Calculation Worksheets
-  AQA GCE Business Y1 Multimedia Presentations

### How to Get a Top Grade in A-Level Business

- 1) **Time management.** You must stick to the rule of a 1.2 per mark. Spending too long on the on questions results in less time to do others which often results in students failing to read questions and/or not finishing the paper.

- 2) **Read each question carefully and ensure you answer the question you are asked.** Often using the key words in the question at the start of each paragraph can help ensure your answer is focused throughout
- 3) **Make sure that you apply your knowledge to the business you are writing about.** Good application can be achieved by being completely in context, manipulating data as well as combining data. Being in context means that your answer relates to the business in the case study as well as the problems or issues that the business is specifically facing.
- 4) **Analysis.** To achieve GOOD analysis you must provide a **coherent and logical multi-stage argument** that is focused on the question.
- 5) When it comes to analysis, think **HOW and WHY**. For example, if you say that increased labour productivity will reduce labour costs per unit, **explain HOW and WHY** this is important to the business you are writing about. Put your answer in **CONTEXT**.
- 6) Evaluation. To achieve GOOD evaluation you must provide a **clear and well supported judgment** in relation to the question being asked which is **built on prior analysis and evidence**. A useful strategy is to explain what the most significant point or argument was that led you to that judgement. Why did you choose one argument over another? Why did you reject one?
- 7) Efficient use of the **case study** is crucial. Underlining everything often results in key points being missed. Highlight the key points you want to use to put your answer in context.
- 8) Definitions. If there are two key words in the question **you only need to define ONE**. Defining both wastes time. Definitions only contribute to your knowledge marks. Define one key term well and then move on.
- 9) **Calculations.** Work quickly and accurately and keep to the time limit. If (for a 6 mark question) after 6 minutes you are still struggling then move on. It is unlikely that further time will result in a significant increase in your mark for that question and you run the risk of rushing the last question. **ALWAY**, repeat, **ALWAYS** show your workings when doing calculations.
- 10) **Read the examiners reports and mark schemes** for past papers. They are free and are designed to help you improve